



Freestanding Ice Makers


15" and 18" Models

Features for both models:

- ◆ Makes up to 50 pounds of ice cubes every 24 hours
- ◆ Clean Touch™ controls
- ◆ Maybe Built-in or Freestanding
- ◆ Easy access storage bin with ice scoop
- ◆ Factory-set cube size (3/4" x 3/4" x 3/8")
- ◆ Electronic clean cycle
- ◆ Adjustable front levelers / rear rollers
- ◆ Door activated ice compartment SpillGuard™ feature

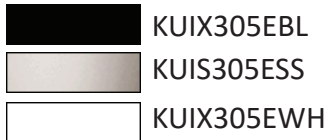


Available in 3 colors



15" Model

MODEL NUMBERS

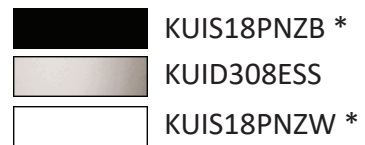


- 25 pound capacity lighted storage bin
- Zero-Clearance door swing
- Right hand door swing (reversible)
- 15 amps, 60 Hz, 115 v. 7, 6
- *Dimensions:* 14¹³/₁₆" W x 24⁵/₁₆" D x 33¹³/₁₆" H
- *Cutout Dim.:* 15" W x 24" D x 34" H



18" Model

MODEL NUMBERS



- 35 pound capacity lighted storage bin
- Drop-down door
- 15 amps, 60 Hz, 115 v. 7, 6
- *Dimensions:* 17¹³/₁₆" W x 24⁵/₁₆" D x 33¹³/₁₆" H
- *Cutout Dim.:* 18" W x 24" D x 34" H

IMPORTANT NOTE: Required Accessories - 7" Industrial grade water hose and copper refrigerator water supply kit

* The model numbers with "P" come with built-in factory condensate pump.

